



Thuraya Satellite Telecommunications Company
Guide for ThurayaIP Upgrader

PE-UT-0063

July 2008

Revision 0

CONFIDENTIAL

COPYRIGHT © 2008 ● THURAYA SATELLITE TELECOMMUNICATIONS COMPANY ● ALL RIGHTS RESERVED

Legal Information – This document contains proprietary information and, except with written permission of Thuraya Satellite Telecommunications Company, such information shall not be published or disclosed to others, or used for any purpose and the document shall not be copied in whole or in part.

Welcome to the Installer for ThurayaIP-Upgrader.

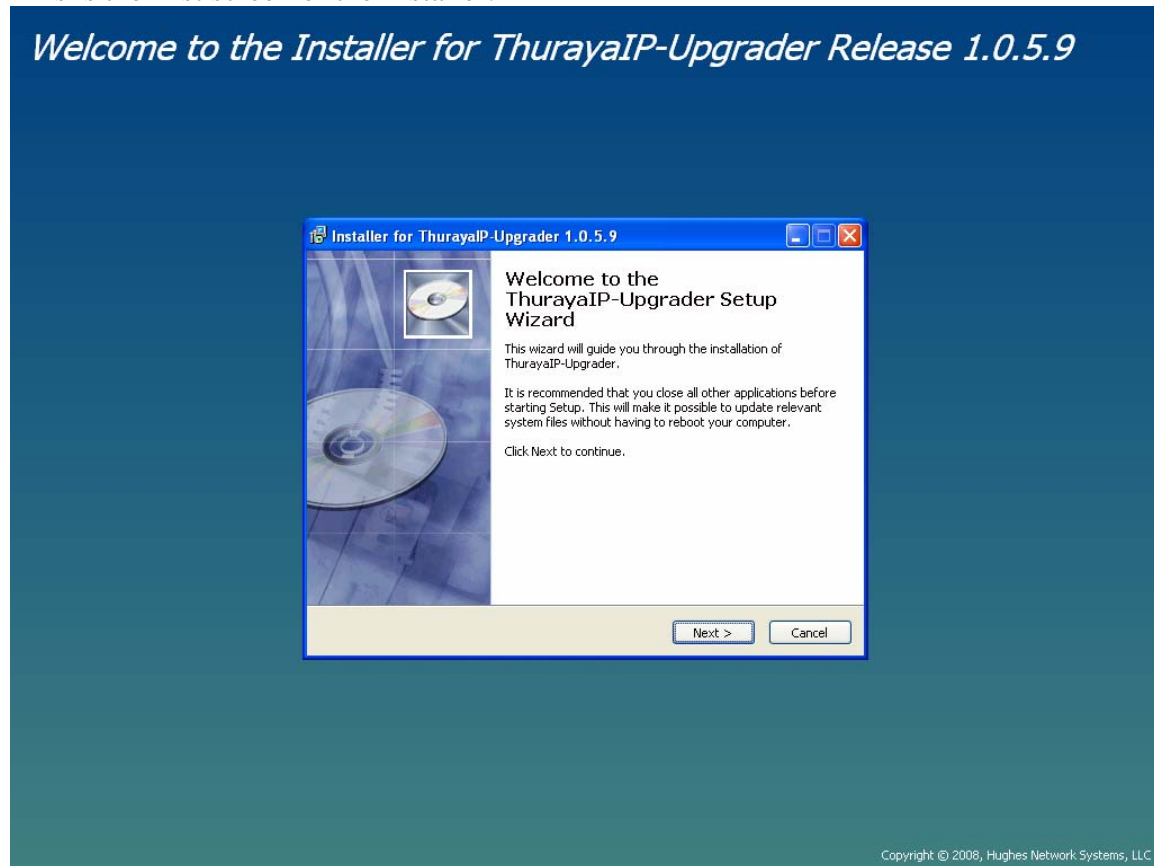
The installer can be downloaded from the ThurayaIP update page available on www.thuraya.com

Once the package is downloaded it will show on your desktop as below:

 ThurayaIP_Upgrader_1.0.5.9_PC

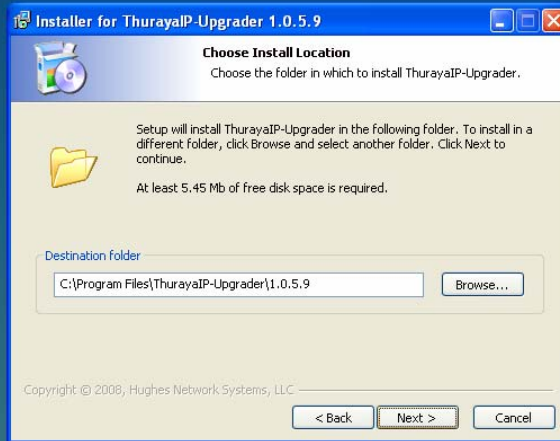
Run the executable.

This is the first screen of the Installer.



Press 'Next'.

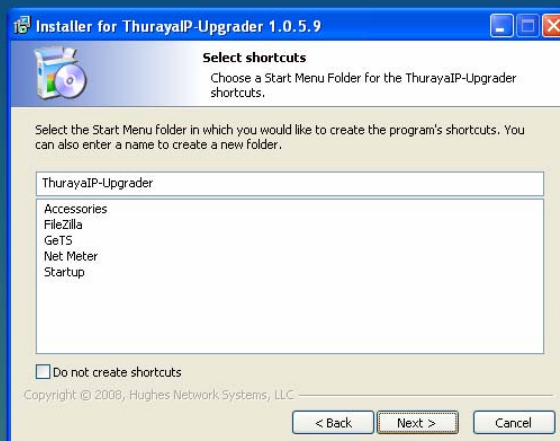
Welcome to the Installer for ThurayaIP-Upgrader Release 1.0.5.9



Copyright © 2008, Hughes Network Systems, LLC

Press 'Next'.

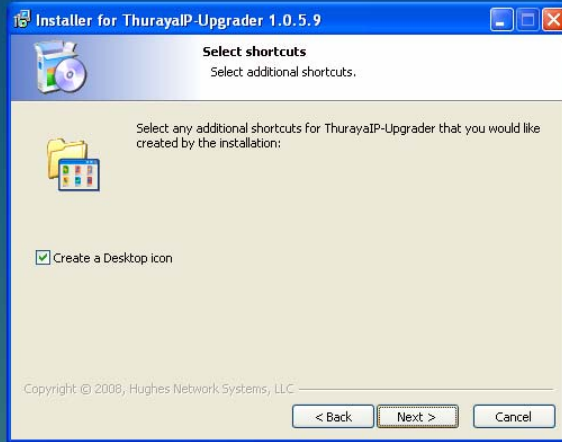
Welcome to the Installer for ThurayaIP-Upgrader Release 1.0.5.9



Copyright © 2008, Hughes Network Systems, LLC

Press 'Next'.

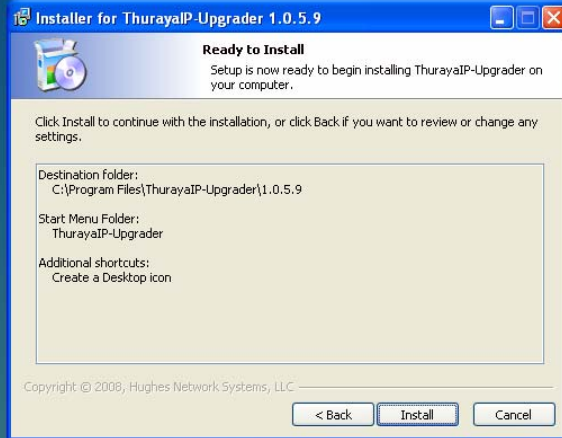
Welcome to the Installer for ThurayaIP-Upgrader Release 1.0.5.9



Copyright © 2008, Hughes Network Systems, LLC

Press 'Next'.

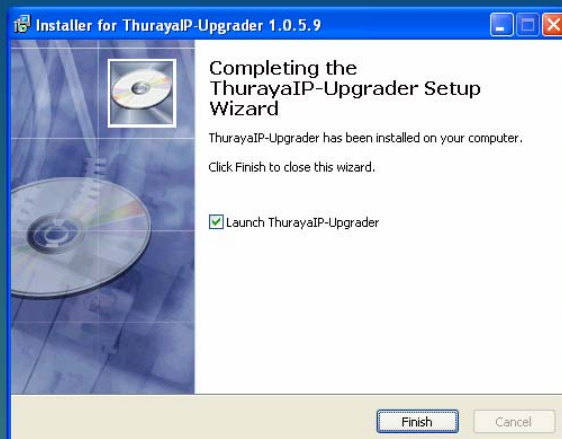
Welcome to the Installer for ThurayaIP-Upgrader Release 1.0.5.9



Copyright © 2008, Hughes Network Systems, LLC

Press 'Install'.

Welcome to the Installer for ThurayaIP-Upgrader Release 1.0.5.9



Copyright © 2008, Hughes Network Systems, LLC

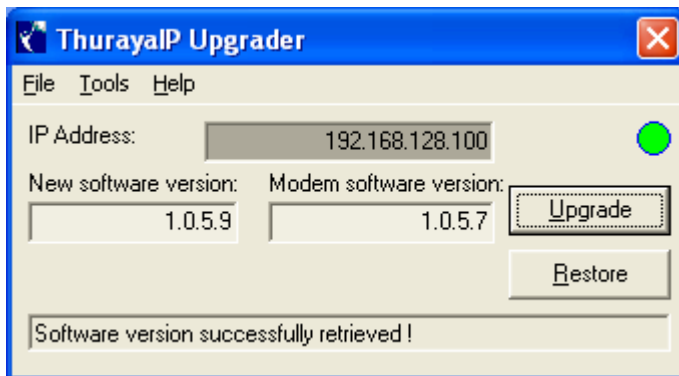
Press 'Finish'

You have successfully installed the Upgrader for the ThurayaIP.

The below shortcut will be available on your Desktop.



Double click the shortcut.

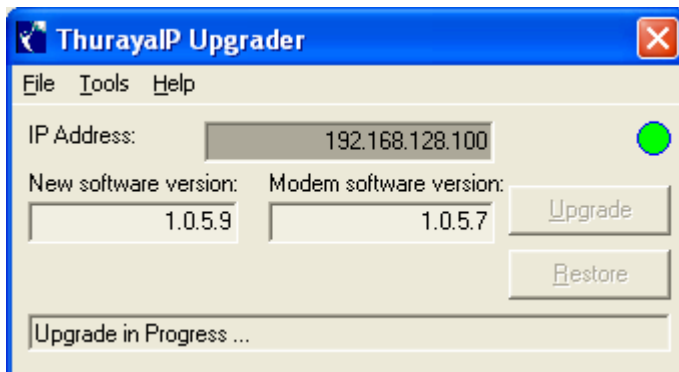


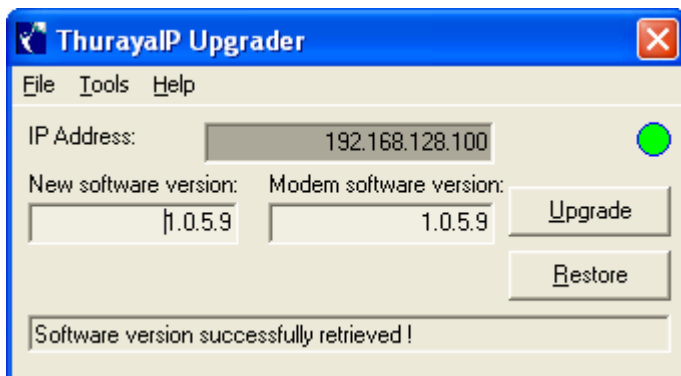
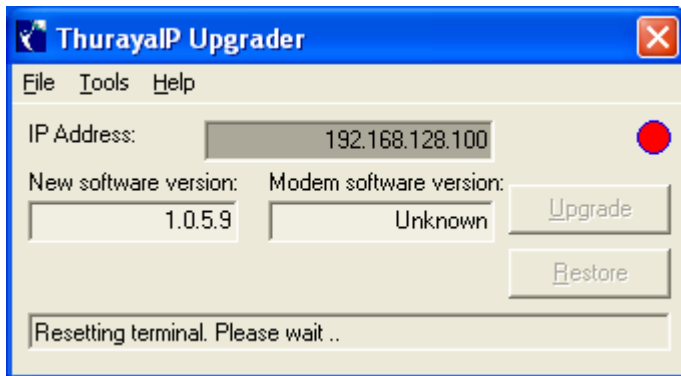
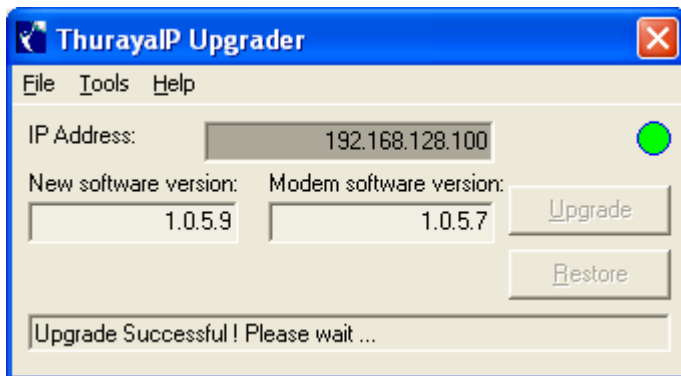
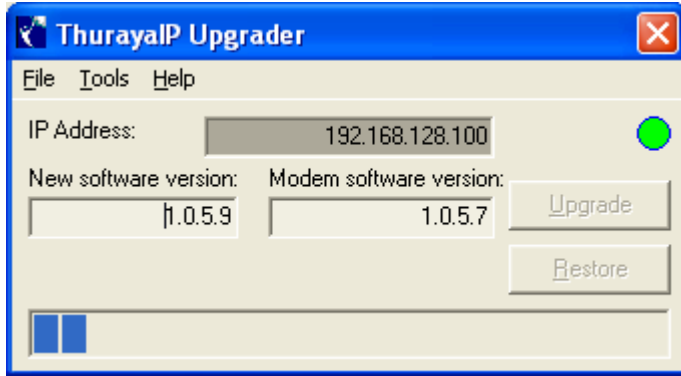
The 'New software version' indicates the software you are going to upgrade your ThurayaIP to.

The 'Modem software version' indicates the software version currently loaded on your ThurayaIP.

Press 'Upgrade' button to start the ThurayaIP Upgrader.

Note: The Upgrade will take approximately 3 minutes. Please do not disturb or disconnect the setup while the upgrade is ongoing.





Congratulations!!! You have successfully upgraded your ThurayaIP to the new software release.